

High Performance Growth (HPG™) Strategy Since Kickoff

10 YEAR RESULTS

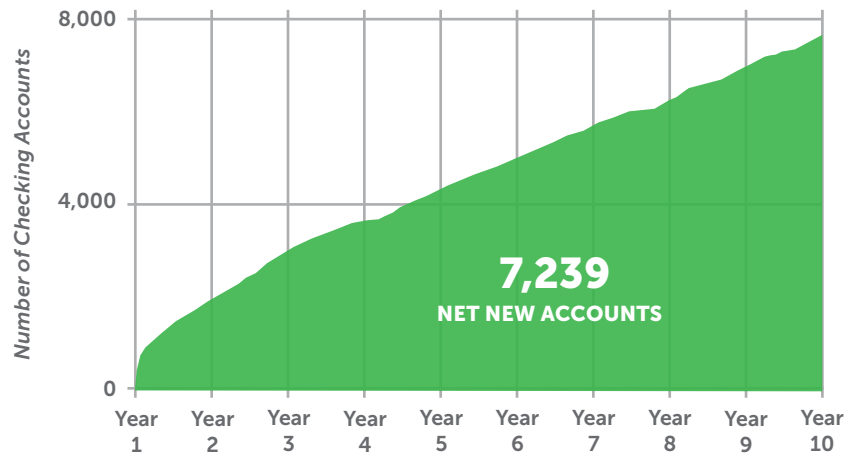
Net New Retail Checking Accounts

7,239

net new accounts

\$29MM

in new deposits



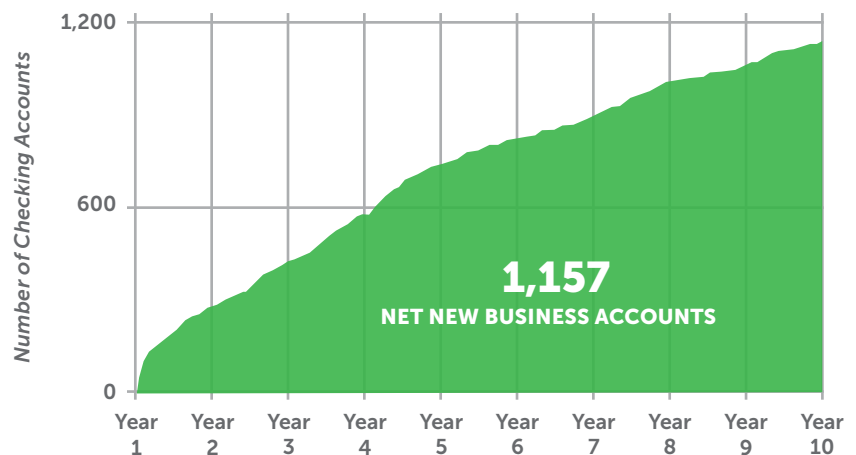
Additional New Business Checking Customers

1,157

net new business accounts

\$51.3MM

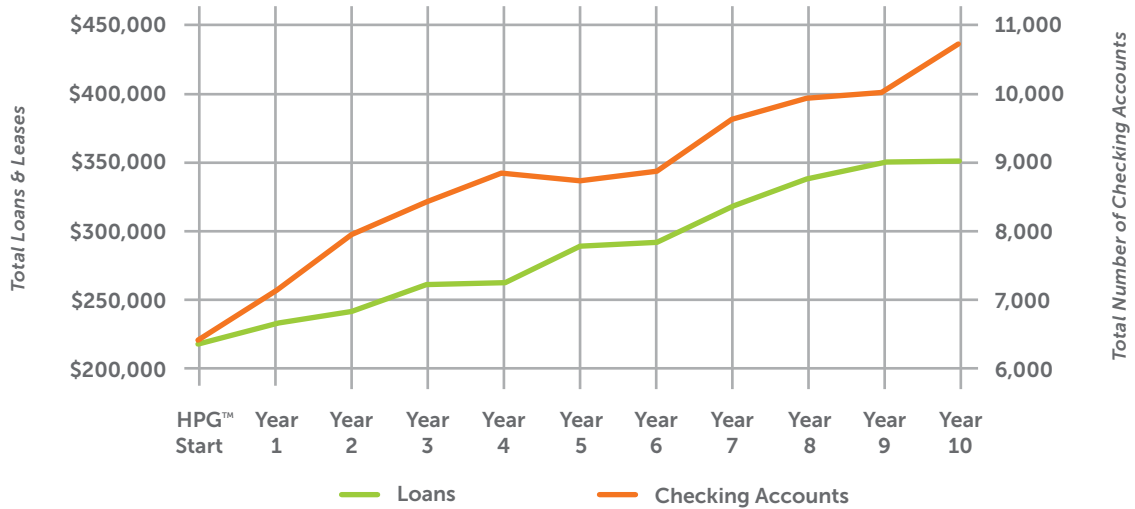
in new deposits



YOUR BANK CAN ACHIEVE THESE RESULTS. WE CAN SHOW YOU HOW.

haberfeld.com | 402.475.1191 | info@haberfeld.com

Loan Growth from New Checking Accounts



Overall Asset Growth (no new offices added)

\$300M Before HPG™ Strategy

\$482M After Year 10 of HPG™ Strategy

YOUR BANK CAN ACHIEVE THESE RESULTS. WE CAN SHOW YOU HOW.

haberfeld.com | 402.475.1191 | info@haberfeld.com